

# *Ice-O-Matic*

**Simply** The Cleanest Ice Machines

PRODUCT GUIDE | VOLUME 22



ice  
is  
food.

# Ice-O-Matic®

Ice. Pure and Simple™

11100 East 45th Avenue | Denver, CO 80239

866.PUREICE | [iceomatic.com](http://iceomatic.com)





## Table of Contents

About Ice-O-Matic General Information Model Number Guide Ice Form Series Guide	<b>2</b>
<b>UCG Gourmet Series™</b> Undercounters	<b>10</b>
<b>ICE Series™</b> Undercounters ICE Series Cube Ice Makers ICE Series Cube Ice Makers - Accessories	<b>12</b>
<b>Elevation™</b> Elevation Features Elevation Series Cube Ice Makers – 22” Modular Elevation Series Cube Ice Makers – 30” Modular Elevation Series Cube Ice Makers – 48” Modular Elevation Series Modular - Accessories Elevation Series Modular - SafeIce Sanitation System	<b>14</b>
<b>GEM Series PEARL Ice™</b> GEM Series Pearl Ice® Makers – Modular GEM Series Pearl Ice® Makers / Ice & Water Dispensers GEM Series Pearl Ice® Makers - Accessories	<b>20</b>
<b>MFI Series™ Flake</b> MFI Series Flake Ice Makers – Modular MFI Series Flake Ice Makers - Accessories	<b>22</b>
Remote Condensers & Accessories Countertop & Hotel Ice Dispensers Ice Dispenser Accessories & Kits Storage Bins & Accessories Ice Machine & Bin Configurations ICE Series Cube Ice Makers - Accessories	<b>24</b>
Pricing   Contact Us	<b>32</b>



**WARRANTY SERVICE  
DIRECT**  
Calls answered 24/7/365  
**1-855-TECH-IOM**  
(1-855-832-4466)



# About us.

Located in Denver, Colorado, Ice-O-Matic is a leading global manufacturer of a wide range of commercial ice-making products including cube ice makers, Pearl Ice® ice makers, flake ice makers, storage bins, dispensers and water filters. Since 1952 we have developed new technologies and programs, such as our new Elevation Series™ of cubers which are more efficient for business and safer for the environment.

ice  
is  
food.



## Ice with a Clear Conscience

### Sustainability

Ice-O-Matic offsets the carbon footprint of its Denver factory by using recycled packaging materials. We also recycle our industrial and office waste products.

### Made in the U.S.A

A U.S.-based company with over 200 employees nationwide, Ice-O-Matic provides and creates American jobs. Ice-O-Matic is committed to producing quality products, and to the hundreds of workers who make it happen. Ice-O-Matic products are designed and assembled in America.

### ENERGY STAR®

Ice-O-Matic partners with ENERGY STAR and is dedicated to improving energy efficiency. Each ENERGY STAR certified ice maker can save businesses energy and money on their utility bills. When considering batch-type ice makers, ENERGY STAR certified systems can save, on average, about 1,200 kwh annually, or \$125/year in electricity bill costs.

## Sizing your ice maker

- Does the existing ice maker meet peak usage during the hottest time of the year?
- Where are the various ice stations in the establishment that will need ice?
- Will multiple ice stations be serviced from one or multiple ice makers?
- For future growth, consider building in at least 20 percent additional ice capacity on new installations.

## Approximate Ice Usage Per Day

### FOOD SERVICE

Restaurant	1.5 lbs. per person
Cocktail	3 lbs. per person/seat
Quick Service	5 oz. per 7-to 10-oz. drink 8 oz. per 12- to 16-oz. drink 12oz. per 18- to 24-oz. drink

### LODGING

Guest Ice	5 lbs. per room
Restaurant	1.5 lbs. per person
Cocktail	3 lbs. per person/seat
Catering	1 lb. per person

*NOTE: The charts above outlines the approximate required ice amount per day, depending on application usage.*



# Installation Considerations



## Allow Enough Space for the Following Elements

- The ice maker, bin and water filter
- Airflow

## Utilities

- What are the voltage and amperage characteristics of the electrical outlet that will be used for this ice maker?
- Is there a floor drain within 6 feet (1.8 meters)?
- Is there a water source with water shutoff?
- Are the utilities within 6 feet (1.8 meters) of the ice-maker location?

## Remote Installation

- Is there an outdoor condenser location above the ice maker?
- Is there easy roof access and penetration?
- Maximum precharged tubing line run considerations?

## Ice Maker Warranty

Every Ice-O-Matic ice maker is backed by a warranty that provides both parts and labor coverage. To register products, view the warranty details or check your warranty status, visit the "Warranty Registration" page at: [iceomatic.com/warranty](http://iceomatic.com/warranty).

### Cube Ice Makers – CIM and ICE Series

- Three years Parts/Labor
- Five years Parts on evaporators and compressors
- Seven years Parts on evaporators with IOM filter program (*U.S.A. and Canada only*)
- Includes remote condensers

### Flake Ice Makers – MFI Series

- Three years Parts/Labor
- Five years Parts coverage on the compressor

### Pearl Ice® Ice Makers – GEM Series

- Modular – Three years Parts and Labor
- Countertop Dispenser – Two years Parts/Labor
- Modular/Dispenser – Five years Parts coverage on the compressor
- GEMU090 Undercounter – Two years Parts/Labor

### Gourmet Ice Makers - UCG Series

- Three years Parts and Labor

### Dispensers – CD and IOD Series

- IOD Countertop Dispensers – Two years Parts warranty and one year Labor warranty

### Storage Bins

- Two years Parts/Labor
- CD Hotel Dispensers – Three years Parts/Labor warranty

### Water Filter Manifold Systems

- One year Parts/Labor (*excluding cartridges*)

### Accessories

- One year Parts only

### Residential Installation

- All commercial machines installed in residential applications have one year Parts warranty

# Water Filtration System



- Buy a new Ice-O-Matic IFQ Series Water Filtration System with a new CIM Series™ Cube Ice Maker, replace the filter cartridge every six months and Ice-O-Matic will extend the limited cuber evaporator warranty to seven years Parts.
- New ice maker and filter must be installed at the same time.
- Must register both the ice maker and water filter online at [iceomatic.com/warranty](http://iceomatic.com/warranty) within five days of installation.
- Water filter cartridge model number and serial number must be included with registration information.
- Water filter changes must be recorded at **iceomatic.com** every six months or less.
- Program is available with all Ice-O-Matic filter systems.
- Replacement cartridge must be an Ice-O-Matic replacement cartridge IOMQ (*See sizing chart for cartridge requirements*).
- Available in the U.S.A. and Canada only.

## Terms and Conditions

- List prices are F.O.B. Denver, Colorado.
- This price book supersedes all previous price books.
- Specifications and prices are subject to change without notice.
- All units tested per 810 and 820 AHRI standards based on 90° F air and 70° F water.
- All height dimensions of bins and ice makers with built-in storage include the height of the legs where applicable.
- For a full listing of Terms and Conditions, visit the “Compliance and Supply Chain” link at: **[iceomatic.com/supply-chain](http://iceomatic.com/supply-chain)**.



# The best for your business.

Some people may not realize it, but ice is a type of food. It's also a key ingredient in most foodservice applications around the world. That's why it's very important to select the right type of ice and ice machine for your business.

When choosing a machine, there are several factors that need to be considered, including ice type, machine location, sizing/ice amount and condenser style.





# Model Number Guide

## Elevation Series™ - Cube Ice

**CIM0330FA** CIM ..... Model CIM = Cube Ice Modular Series  
03 ..... Basic Family Size (lbs/24 hr): 03 = 300 lbs, 04 = 400 lbs, 10 = 1000 lbs plus  
3 ..... Width of machine in inches: 3 for 30", 2 for 22", 4 for 48"  
0 ..... Unit Electrical Characteristics: 0, 5, 6, 7 \*\*\*  
F ..... Cube Type: H = Half, F = Full, G = Grande  
A ..... Condenser Type: A = Air, W = Water, R = Remote

## UCG Series - Gourmet Ice Makers

**UCG060A** UCG ..... Undercounter Gourmet Series  
060 ..... Basic Family Size (lbs/24 hr): 06 = 60 lbs, 08 = 80 lbs, 10 = 100 lbs, 13 = 130 lbs  
0 ..... Unit Electrical Characteristics: 0, 5, 6, 7 \*\*\*  
G ..... Cube Type: G = Gourmet, GG = Gourmet Grande  
A ..... Condenser Type: A = Air Cooled

## Pearl Ice® & Flake Ice Makers

**GEM0956A** GEM ..... Model GEM = Modular Pearl Ice®, Model MFI = Modular Flake Ice Series  
095 ..... Basic Family Size (lbs/24 hr): Approximately 950 lbs  
6 ..... Unit Electrical Characteristics: 0, 5, 6, 7 \*\*\*  
A ..... A = Air Cooled, W = Water Cooled, R = Remote Condenser

## Remote Condensers

**RCA2061** RCA ..... RCA = Remote Condenser for cubers with a Headmaster  
RGA = Remote Condenser for pearl/flakers without a Headmaster  
20 ..... Coil Size  
6 ..... Unit Electrical Characteristics: 0 or 6  
1 ..... Number of Circuits

## Storage Bins

**B55** B ..... Model B = Bin  
55 ..... Approx. Size: 55 = 550-lb capacity

## Water Filter Systems

**IF14C** IF1 ..... Filter Type: IF1 = Ice-O-Matic Filter, inline type  
4 ..... Fitting Size: 4 = 1/4", 8 = 3/8"

**IFQ1** IFQ ..... Filter Type: IFQ = Ice-O-Matic Filtration System, IFQ Series  
1 ..... Number of Cartridges: 1 = Single, 2 = Double

\*\*\* Unit Electrical Characteristics

0 - 115/60/1 5 - 220-240/50/1 6 - 208-230/60/1 7 - 208-230/60/3



# Ice Forms & Series Guide

## GOURMET SERIES™ Cube Ice Series – Undercounters



### Gourmet (G)

(H) 1¼ in  
(Dia.) 1 in

GOURMET  
CUBE



### Gourmet Grande (GG)

(H) 1½ in  
(Dia.) 1½ in

GOURMET  
GRANDE  
CUBE

## PEARL Ice® Makers



### Pearl (P)

(H) ½ in  
(Dia.) ¾ in

PEARL  
ICE

## FLAKE Ice Makers



### Flake (F)

FLAKER  
ICE

## ELEVATION SERIES™ Cube Ice Makers - Modular



### Half (H)

(H) 7⁄8 in  
(W) ¾ in  
(D) 7⁄8 in

HALF  
CUBE



### Full (F)

(H) 7⁄8 in  
(W) 7⁄8 in  
(D) 7⁄8 in

FULL  
CUBE



### Grande (GR)

(H) 1½ in  
(W) 1¼ in  
(D) 7⁄8 in

GRANDE  
CUBE

## ICE SERIES™ Cube Ice Makers & Undercounters



### Half (H)

(H) 7⁄8 in  
(W) ¾ in  
(D) 7⁄8 in

HALF  
CUBE



### Full (F)

(H) 7⁄8 in  
(W) 7⁄8 in  
(D) 7⁄8 in

FULL  
CUBE



# We make it easy.

**Buying an ice machine doesn't have to be a challenge.**

Determining production requirements and the type of ice you need is a good first step and will help make the process a little easier.




ice  
is  
food.




## UCG Series™ - Undercounters



Model Number	Machine Height Standard/Short Leg (in)**	Ice Production lbs/24 hr@90°F Air/70°F Water	Ice Production lbs/24 hr@70°F Air/50°F Water	Bin Storage (lbs)	Condensing Unit	Voltage Units	Ship Weight (lbs)
UCG060A	30.25-32 / 27.375-27.75	45	63	17.5	Air	115/60/1	81.5



Model Number	Machine Height Standard/Short Leg (in)**	Ice Production lbs/24 hr@90°F Air/70°F Water	Ice Production lbs/24 hr@70°F Air/50°F Water	Bin Storage (lbs)	Condensing Unit	Voltage Units	Ship Weight (lbs)
UCG080A	32.25-34 / 29.375-29.75	77.8	95	33	Air	115/60/1	81.5



Model Number	Machine Height Standard/Short Leg (in)**	Ice Production lbs/24 hr@90°F Air/70°F Water	Ice Production lbs/24 hr@70°F Air/50°F Water	Bin Storage (lbs)	Condensing Unit	Voltage Units	Ship Weight (lbs)
UCG100A	36-37.75 / 33.125-33.5	91.7	114	48.5	Air	115/60/1	97
UCG130A		114.3	121				
UCG130GA*		100.5	121				

\* GOURMET GRANDE Ice Option

\*\* ADA compliant with short leg add-on

## UCG Series™ - Accessories

Model Number	Description	Ship Weight (lbs)
1011411-87	True Undercounter Leg for UCG100, UCG130 and UCG130GA	4






# The choice is clear.

Our self-contained gourmet cube ice makers are designed with many practical features that make them reliable and carefree to operate. With durable stainless steel top panels and convenient slide-away doors, the self-contained models are perfect for bars, wait stations and undercounter applications.

ice  
is  
food.



## ICE Series™ - Undercounters




Model Number	Ice Production lbs/24 hr @ 90°F Air/70°F Water	Ice Production lbs/24 hr @ 70°F Air/50°F Water	Half or Full Cube	Bin Storage (lbs)	Condensing Unit	Voltage Units	Ship Weight (lbs)
ICEU150A	165	238	H/F	74	Air	115/60/1	160
ICEU150W	193	251			Water	115/60/1	
ICEU220A	165	238			Air	115/60/1	
ICEU220W	193	251			Water	115/60/1	
ICEU226A	166	241			Air	208-230/60/1	
ICEU226W	174	232			Water	208-230/60/1	



Model Number	Ice Production lbs/24 hr @ 90°F Air/70°F Water	Ice Production lbs/24 hr @ 70°F Air/50°F Water	Half Cube	Bin Storage (lbs)	Condensing Unit	Voltage Units	Ship Weight (lbs)
ICEU300A	1125	309	H/F	112	Air	115/60/1	206

## ICE Series™ - Ice Makers Bin Thermostat Kit Included



Model Number	Ice Production lbs/24 hr @ 90°F Air/70°F Water	Ice Production lbs/24 hr @ 70°F Air/50°F Water	Half Cube	Condensing Unit	Voltage Units	Ship Weight (lbs)
ICE1506T*	1125	1430	H	Air	208-230/60/1	310



Model Number	Ice Production lbs/24 hr @ 90°F Air/70°F Water	Ice Production lbs/24 hr @ 70°F Air/50°F Water	Half Cube	Condensing Unit	Voltage Units	Ship Weight (lbs)
ICE1506R**	1100	1450	H	Remote	208-230/60/1	310

\* Exclusive top-air discharge feature available at no extra charge.

\*\* Remote condensers and line sets are required for remote-cooled ice makers.

See Page 24 for RCA/RGA Series Remote Condensers.

## ICE Series™ - Accessories

Model Number	Description	Ship Weight (lbs)
BPF-1	Filler Panel Kit for 30" ICE Series™ Cube Ice Makers for <b>B110 bins only</b>	8
KBT5	Bin Top for 30" ICE1506 family for <b>B100 only</b>	30
KCUBEDISP	Bin-level kit for Cornelius and Lancer dispensers with 30" ICE1506	1
KBTF21506	Bin Top for (2) ICE1506's on <b>60" bins only</b>	43



# The industry standard.


It's that familiar clinking sound in your favorite beverage. It's the fresh, crystal-clear ice that tumbles into glasses at restaurants, bars and convenience stores around the world, cooling the drink while preserving the flavor. Our widely popular cube ice never goes out of style and is perfect for any application or occasion. Long-lasting cube ice is the right choice for a wide variety of uses.

ice  
is  
food.



### **SEALED FOOD ZONE**

Unparalleled food safety. The only ice maker in the industry with a sealed food zone.



### **DUAL EXHAUST**

Groundbreaking technology allows hot-air discharge from the side or the top of every unit for the ultimate in flexibility.



### **SNAP IN AND OUT PLASTIC PARTS**

Sanitation has never been easier. Parts snap in and out and are dishwasher safe, no bottle brushes or tools required.



### **STANDARD AIR FILTER**

Cleaning made easy, removable and washable filter comes standard on Elevation Series machines.



### **ONE-TOUCH CLEANING**

One touch to sanitize, one touch to de-lime. LEDs signal when cleaning is required.

# The Elevation Series.

## SIMPLY THE CLEANEST ICE MACHINES

Our new and ground breaking Elevation Series is designed to simplify life. Our cube ice machines are easy to clean, easy to service, simple to operate, and environmentally responsible without sacrificing productivity. The Elevation Series provides clean, dependable ice from an astonishingly user-friendly and energy-efficient machine designed to work as hard as you. We believe design simplicity equals operational excellence, and innovation goes beyond just adding bells and whistles.

ice  
is  
food.







# Elevation Series™

## Modular Ice Makers



Model Number	Ice Production lbs/24 hr @ 90°F Air / 70°F Water	Ice Production lbs/24 hr @ 70°F Air / 50°F Water	Half or Full Cube	Condensing Unit	Voltage Units	Ship Weight (lbs)
CIM0320A	244	313	H/F	Air	115/60/1	150
CIM0320W	274	316		Water	115/60/1	150
CIM0326A	236	330		Air	208- 230/60/1	150
CIM0520A	432	561		Air	115/60/1	165
CIM0520W	533	586		Water	115/60/1	175
CIM0526A	419	555		Air	208- 230/60/1	165



Model Number	Ice Production lbs/24 hr @ 90°F Air / 70°F Water	Ice Production lbs/24 hr @ 70°F Air / 50°F Water	Half or Full Cube	Condensing Unit	Voltage Units	Ship Weight (lbs)
CIM0826A	711	896	H/F	Air	208- 230/60/1	230
CIM0826W	774	896		Water		230
CIM0826R*	793	906		Remote		220
CIM1126A	762	932		Air		230
CIM1126W	851	968		Water		240
CIM1126R*	830	968		Remote		215



Model Number	Ice Production lbs/24 hr @ 90°F Air / 70°F Water	Ice Production lbs/24 hr @ 70°F Air / 50°F Water	Half or Full Cube	Condensing Unit	Voltage Units	Ship Weight (lbs)
CIM0330A	224	313	H/F	Air	115/60/1	145
CIM0330W	265	316		Water	115/60/1	145
CIM0430A	310	435		Air	115/60/1	155
CIM0430W	365	460		Water	115/60/1	155
CIM0436A	340	465		Air	208- 230/60/1	155
CIM0436W	405	500		Water	208- 230/60/1	155
CIM0530A	420	561		Air	115/60/1	155
CIM0530W	470	586		Water	115/60/1	155
CIM0530R*	405	525		Remote	115/60/1	160
CIM0636A	440	600		Air	208- 230/60/1	160
CIM0636W	535	620		Water	208- 230/60/1	160
CIM0636R*	520	615		Remote	208- 230/60/1	160

Qualifies for Energy Star

\* See Page 24 for RCA/RGA Series Remote Condensers.



# Elevation Series™

Modular Ice Makers



Model Number	Ice Production lbs/24 hr @ 90°F Air/70°F Water	Ice Production lbs/24 hr @ 70°F Air/50°F Water	Half/Full/ Grande Cube	Condensing Unit	Voltage Units	Ship Weight (lbs)
CIM0836A	668	896	H/F	Air	208-230/60/1	220
CIM0836W	798	896	H/F	Water	208-230/60/1	210
CIM0836R*	769	906	H/F	Remote	208-230/60/1	220
CIM0836GA**	645	800	GR	Air	208-230/60/1	230
CIM1136A	739	932	H/F	Air	208-230/60/1	220
CIM1136W	896	968	H/F	Water	208-230/60/1	225
CIM1136R*	855	968	H/F	Remote	208-230/60/1	235
CIM1137A	735	917	H/F	Air	208-230/60/3	220
CIM1137W	870	944	H/F	Water	208-230/60/3	225
CIM1137R*	830	973	H/F	Remote	208-230/60/3	235

\* See Page 24 for RCA/RGA Series Remote Condensers.

\*\* Grande Cube



Model Number	Ice Production lbs/24 hr @ 90°F Air/70°F Water	Ice Production lbs/24 hr @ 70°F Air/50°F Water	Half/Full Cube	Condensing Unit	Voltage Units	Ship Weight (lbs)
CIM1446A	1174	1600	H/F	Air	208-230/60/1	310
CIM1446W	1397	1560		Water	208-230/60/1	300
CIM1446R*	1300	1650		Remote	208-230/60/1	280
CIM1447A	1174	1550		Air	208-230/60/3	310
CIM1447W	1397	1565		Water	208-230/60/3	300
CIM1447R*	1290	1625		Remote	208-230/60/3	280
CIM2046W	1690	1860		Water	208-230/60/1	335
CIM2046R*	1533	1830		Remote	208-230/60/1	335
CIM2047W	1639	1860		Water	208-230/60/3	325
CIM2047R*	1533	1830		Remote	208-230/60/3	335

\* See Page 24 for RCA/RGA Series Remote Condensers.

All CIM Air Condensing models may be specific for a Top Air Discharge Only. Top Air Only units ship from factory with solid, non-louvered side panels, allowing for unique design solutions. Add a "T" to the end of any CIM Air Condensing unit to specify top air in your order. For Example: CIM330HAT





Model Number	Description	Ship Weight (lbs)
BPF-1	Filler Panel Kit with 30" CIM and ICE Series™ Cube Ice Makers for <b>B110 bins only</b>	8
KBT5	Bin Top for 30" CIM and ICE Series Cube Ice Makers including the ICE1506 family for <b>B100 bin</b>	30
KBT23	Bin Top for (1) 22" CIM Series Ice Makers on a <b>B110 bin</b>	22
KBT222	Bin Top for (2) 22" CIM Series Ice Makers on a <b>B110 bin</b>	33
KCFS9-22*	Mounting kit for Coca-Cola Freestyle 9000 with 22" CIM Series Ice Cube Makers	5
KCFS91-22*	Mounting kit for Coca-Cola™ Freestyle 9100 with 22" CIM Series Ice Cube Makers	5
KCFS71-30	Mounting kit for Coca-Cola™ Freestyle 7000/7100 with 30" CIM Series Ice Cube Makers	5
KCFS9-30*	Mounting kit for Coca-Cola™ Freestyle 9000 with 30" CIM Series Ice Cube Makers	10
KCFS91-30*	Mounting kit for Coca-Cola™ Freestyle 9100 with 30" CIM Series Ice Cube Makers	5
KCUBEDISP	Bin-level kit for Cornelius and Lancer dispensers with all CIM Series including the ICE1506 Ice Cube Makers	1

\* Adapter from Coca-Cola™ also required.


## Elevation Series™ Safelce Sanitation System

Model Number	Description	Ship Weight (lbs)
CIM0330AS	 <p><b>Safelce is an add-on option for new CIM machines. Safelce generates a reactive oxygen mixture which binds to and destroys microbes on contact. Safelce kills Coronavirus, Flu, Odors, Mold and other biological contaminants, increasing the machine's expected lifespan by up to 30%. Safelce is a simple, low-maintenance design with easy annual bulb replacement.</b></p> <p><b>KSI-1 Upgrade Kit</b> Sold Separately for Field Install</p>	147
CIM0430AS		157
CIM0436AS		157
CIM0530AS		157
CIM0530RS		162
CIM0636AS		162
CIM0636RS		162
CIM0836AS		222
CIM0836RS		222
CIM0836GAS*		232
CIM1136AS		222
CIM1136RS		237
CIM1446AS		312
CIM1446RS		282
CIM2046RS		337

\* Grande Cube

**Safelce**  
Destroys COVID-19, bacteria, mold, odors, viruses, and other biological contaminants in seconds.



# FoodZone Disassembly and Cleaning

Incorporate FoodZone disassembly into your daily cleaning procedure for maximum machine uptime and food cleanliness



Loosen the two screws on the bottom of the front panel.



Remove the top plastic cover.



Remove the water hose.



Remove the evaporator splash plate.



Remove the distribution tube, depressing both side tabs.



Completely disassemble the distribution tube.



Swing up and depress the curtain's tabs to remove.



Remove the water reservoir by sliding out, down, and out.



All food zone parts are high temp dishwasher safe.







design tip  
twins on  
a bin

Run both air-cooled heads during busy season and one during slow seasons. The possibilities are endless!

# Simplicity Elevated.

As the most advanced ice maker on the market, the new Elevation Series machines are easy to clean, easy to operate, easy to service and environmentally responsible without sacrificing productivity. Only from Ice-O-Matic, the leader in ice, pure and simple.




ice  
is  
food.




# Pearl Ice® Series

Modular  
Makers/Dispensers  
Accessories

## Pearl Ice® Series™ Modular Ice Makers



Model Number	Ice Production lbs / 24 hr @ 90°F Air 70°F / Water	Ice Production lbs / 24 hr @ 70°F Air / 50°F Water	Condensing Unit	Voltage Units	Ship Weight (lbs)
GEM0450A	353	464	Air	115/60/1	150
GEM0450W	429	508	Water	115/60/1	150
GEM0650A	500	740	Air	115/60/1	150
GEM0650W	633	770	Water	115/60/1	165
GEM0650R*	550	770	Remote	115/60/1	175
GEM0956A	753	1053	Air	208-230/60/1	165
GEM0956W	877	1053	Water	208-230/60/1	220
GEM0956R*	820	1011	Remote	208-230/60/1	230
GEM1306A	1000	1350	Air	208-230/60/1	220
GEM1306R*	1000	1350	Remote	208-230/60/1	240



Model Number	Ice Production lbs / 24 hr @ 90°F Air / 70°F Water	Ice Production lbs / 24 hr @ 70°F Air / 50°F Water	Condensing Unit	Voltage Units	Ship Weight (lbs)
GEM2006R*	1635	1960	Remote	208-230/60/1	316
GEM2006W	1820	2225	Water		

Qualifies for Energy Star

\* See Page 24 for RCA/RGA Series Remote Condensers.

## Pearl Ice® Series™ Accessories


Model Number	Description	Ship Weight (lbs)
BPF-1	Filler Panel Kit with 30" GEM Series Ice® Makers for <b>B110 bins only</b>	8
KBT5	Bin Top for 30" GEM Series Ice® Makers on a B100 bin	30
KBT19	Bin Top for 21" GEM Series Ice® Makers on a 30" bin	22
KBT222	Bin Top for (2) GEM Series Ice® Makers on a B110 bin	33
KBT23	Bin Top for (1) GEM Series Ice® Makers on a B110 bin	33
KBT24	Bin Top for (1) GEM Series Ice® Makers on a 22" bin	10
KGEMDISP	Kit required when mounting GEM Series Ice® Makers to beverage dispenser (Cornelius and Lancer)	1
KGEMFS	Mounting and bin level ice control kit, required for installation of 21" GEM Series Ice® Makers on Coca-Cola™ Freestyle dispenser model 9000. Requires Coke Adapter to match Freestyle dispenser color.	5
KFS7-G	Ice Control Kit, required for installation of 21" GEM Series Ice® Makers on a Coca-Cola™ Freestyle dispensers model 7000.	5
KBTF230	Bin Kit for (2) 30" GEM Series Ice® Makers on 60" bins only	1



# Pearl Ice® Series


Modular  
Makers/Dispensers  
Accessories

## Pearl Ice® Series™—Ice/Water Dispenser



Model Number	Ice Production lbs/24 hr @ 90°F Air/70°F Water	Ice Production lbs/24 hr @ 70°F Air/50°F Water	Pearl Ice	Bin Storage (lbs)	Condensing Unit	Voltage Units	Ship Weight (lbs)
GEMD270A2	198	273	P	12	Air	115/60/1	161

## Pearl Ice® Series™—Undercounter Ice Maker



Model Number	Ice Production lbs/24 hr @ 90°F Air/70°F Water	Ice Production lbs/24 hr @ 70°F Air/50°F Water	Pearl Ice	Bin Storage (lbs)	Condensing Unit	Voltage Units	Ship Weight (lbs)
GEMU090*	60	85	P	22	Air	115/60/1	133

\* Unit includes cord sets



## Pearl Ice® Series™—Ice Maker & Ice Water Dispenser Accessories

Model Number	Description	Ship Weight (lbs)
KPU090	Pump kit for GEMU090	7



# A consumer favorite.


It's a soft, chewable ice that absorbs the flavor of a beverage for more enjoyable chewing. This ice dispenses well, blends quickly and displaces liquid better than cubes. It's a great choice for restaurants, convenience stores and is ideal for use in buffets, grocery stores, fish markets, chilled food displays and it packs well for healthcare applications.






# Flake Ice Series


Modular  
Makers/Dispensers  
Accessories

## Flake Ice Series Modular Ice Makers



Model Number	Ice Production lbs / 24 hr @ 90°F Air/ 70°F Water	Ice Production lbs / 24 hr @ 70°F Air/ 50°F Water	Condensing Unit	Voltage Units	Ship Weight (lbs)
MFI0500A	370	540	Air	115/60/1	205
MFI0500W	456	541	Water	115/60/1	205
MFI0800A	615	900	Air	115/60/1	200
MFI0800W	740	940	Water	115/60/1	200
MFI0800R*	650	925	Remote	115/60/1	200
 MFI1256A	885	1149	Air	208- 230/60/1	215
MFI1256W	959	1137	Water	208- 230/60/1	210
MFI1256R*	950	1040	Remote	208- 230/60/1	230
 MFI1506A	1050	1450	Air	208- 230/60/1	290
MFI1506R*	1025	1390	Remote	208- 230/60/1	290



Model Number	Ice Production lbs / 24 hr @ 90°F Air/ 70°F Water	Ice Production lbs / 24 hr @ 70°F Air/ 50°F Water	Condensing Unit	Voltage Units	Ship Weight (lbs)
 MFI2306R*	1845	2250	Remote	208-230/60/1	316
MFI2306W*	2100	2600	Water		

\* See Page 24 for RCA/RGA Series Remote Condensers.

## Flake Ice Series Accessories

Model Number	Description	Ship Weight (lbs)
BPF-1	Filler Panel Kit with 30" MFI Series Ice Makers for <b>B110 bins only</b>	8
KBT5	Bin Top for 30" MFI Series Ice Makers on a B100 bin	30
KBT19	Bin Top for 21" MFI Series Ice Makers on a 30" bin	22
KBT222	Bin Top for (2) MFI Series Ice Makers on a B110 bin	33
KBT23	Bin Top for (1) MFI Series Ice Makers on a B110 bin	33
KBT24	Bin Top for (1) MFI Series Ice Makers on a 22" bin	10
KGEMDISP	Kit required when mounting MFI to beverage dispenser (Cornelius and Lancer)	1
KGEMFS	Mounting and bin level ice control kit, required for installation of 21" MFI Series Ice Makers on Coca-Cola™ Freestyle dispenser model 9000. Requires Coke Adapter to match Freestyle dispenser color.	5
KFS7-G	Ice Control Kit, required for installation of 21" MFI Series Ice Makers on a Coca-Cola™ Freestyle dispensers model 7000.	5
KBTF230	Bin Kit for (2) 30" MFI Series Ice Makers on 60" bins only	1






# Perfect for presentation.

Our flake ice is ideal for both the presentation and preservation of perishable food items. Ice-O-Matic flake ice extends the shelf life and appearance of seafood, fresh fruits and vegetables for fresher displays that help increase sales. Flake ice is also ideal for use in bakeries, perishable food transport and health care applications.


ice  
is  
food.



## Remote Condensers



Model Number	Description	Height	Voltage Units	Ship Weight (lbs)
RCA1001	Remote Condenser for CIM0530R	Short	115/60/1	97
RCA1061	Remote Condenser for model CIM0636R	Short	208-230/60/1	97
RCA2061	Remote Condenser for models CIM0826R, CIM0836R, CIM1126R, CIM1136R, GEM2006R and MFI2306R	Tall	208-230/60/1	111
RCA3061	Remote Condenser for model CIM1446R and ICE1506R	Short	208-230/60/1	119
RCA3561	Remote Condenser for model CIM2046R	Tall	208-230/60/1	115



Model Number	Description	Height	Voltage Units	Ship Weight (lbs)
RGA0501-HM*	Remote Condenser for models GEM0650R, MFI0800R	Short	115/60/1	97
RGA1061-HM*	Remote Condenser for model GEM0956R, GEM1306R, MFI1506R, MFI1256R	Short	208-230/60/1	97

\* Does not include Headmaster

## Remote Condenser Accessories

Model Number	Description	Ship Weight (lbs)
RT325404	25 ft. Precharged Tubing Kit for units using R-404A refrigerant	13
RT340404	40 ft. Precharged Tubing Kit for units using R-404A refrigerant	18
RT375404	75 ft. Precharged Tubing Kit for units using R-404A refrigerant	36
GRILL10	Optional Grill Guard Kit for RCA-1001, RCA-1061, RCA-3061, RGA-0501-HM and RGA-1061-HM	8
GRILL20	Optional Grill Guard Kit for RCA-2061 and RCA-3561	12



# Discover the difference.

The Ice-O-Matic difference means customers receive American made purity, simplicity, productivity and reliability. Every time.



ice  
is  
food.




# Dispensers

Countertop Dispensers  
Hotel Dispensers

## Countertop Cube/Pearl Ice Dispensers



Model Number	Dispenser Operation	Bin Storage (lbs)	Voltage Units	Ship Weight (lbs)
IOD150*	Cup Activated	150	115/60/1	139



Model Number	Dispenser Operation	Bin Storage (lbs)	Voltage Units	Ship Weight (lbs)
IOD200**	Cup Activated	200	115/60/1	193
IOD250**		250		197

## Hotel Cube Ice Dispensers



Model Number	Dispenser Operation	Bin Storage (lbs)	Voltage Units	Ship Weight (lbs)
CD40022*	Push Activated	120	115/60/1	230



Model Number	Dispenser Operation	Bin Storage (lbs)	Voltage Units	Ship Weight (lbs)
CD40030**	Push Activated	180	115/60/1	220
CD40130** Water Glass Filler Kit Included	Push & Cup Activated			230

\* Accepts only 22" Machines  
\*\* Accepts only 30" Machines





## Ice Dispenser & Hotel Accessories

Model Number	Description	Ship Weight (lbs)
KBT15022	Adapter and bin-level kit for 22" cubers and nugget ice makers on IOD150	12
KBT25030	Adapter and bin-level kit for 30" cubers on IOD200/250	13
KBT25022	Adapter and bin-level kit for 22" cubers and nugget ice makers on IOD200/250	28
KWGFID	Water glass filler kit for IOD150/200/250 and CD40022 (Field installed only)	2
KGEMDISP	Kit required when mounting GEM to beverage dispenser (Cornelius and Lancer)	1
KCUBEDISP*	Bin-level kit for Cornelius and Lancer dispensers with 30" CIM Series Cube Ice Makers (Bin stat & deflector included)	1
KFS7-22*	Mounting kit for Coca-Cola™ Freestyle 7000 & 7100 with 22" ICE Series Cube Ice Makers	9
KFS7-30*	Mounting kit for Coca-Cola™ Freestyle 7000 & 7100 with 30" ICE Series Cube Ice Makers	10
KCFS71-30*	Mounting kit for Coca-Cola™ Freestyle 7000 & 7100 with 30" CIM Series Cube Ice Makers	7
KCFS9-22*	Mounting kit for Coca-Cola™ Freestyle 9000 with 22" CIM Series Cube Ice Makers	5
KCFS91-22*	Mounting kit for Coca-Cola™ Freestyle 9100 with 22" CIM Series Cube Ice Makers	5
KCFS91-30*	Mounting kit for Coca-Cola™ Freestyle 9100 with 30" CIM Series Cube Ice Makers	14
KCFS9-30*	Mounting kit for Coca-Cola™ Freestyle 9000 with 30" CIM Series Cube Ice Makers	10
KGEMFS*	Mounting and bin level ice control kit, required for installation of 22" Pearl Ice Makers on Coca-Cola™ Freestyle dispenser model 9000. Requires Coca-Cola™ Adapter to match Freestyle dispenser (Red, Silver or Black)	5

\* Adapter from Coca-Cola™ also required.

## Dispenser Kits

Model Number	Style	CIM Series Cube Ice Makers		ICE Series Cube Ice Makers		GEM Series Ice Makers	
		22" W	30" W	22" W	30" W	21" W	30" W
IOD150	22" Countertop Dispenser	KBT15022	N/A	KBT15022	N/A	KBT15022	N/A
IOD200/250	30" Countertop Dispenser	KBT25022	KBT25030	KBT25022	KBT25030	KBT25022	KBT25030
GENERIC DISPENSER	Lancer/Serv-end Etc.	KCUBEDISP	KCUBEDISP	KCUBEDISP	KCUBEDISP	KGEMDISP	KGEMDISP
CD40022	22" Hotel Dispenser	▲	N/A	▲	N/A	N/A	N/A
CD40030	30" Hotel Dispenser	N/A	▲	N/A	▲	N/A	N/A
FS7000	30" Countertop Coke Dispenser	KCUBEDISP	KFS71-30	KFS7-22	KFS7-30	KFS7-G	N/A
FS7100	30" Countertop Coke Dispenser	KCUBEDISP	KFS71-30	KFS7-22	KFS7-30	KFS7-G	N/A
FS9000	22" Freestanding Coke Dispenser	KCFS9-22	KCFS9-30	KIBD-01	KIBD-30	KGEMFS	N/A
FS9100	22" Freestanding Coke Dispenser	KCFS91-22	KCFS91-30	KFS91-22	KIBD91-30	KGEMDISP	N/A
PEPSI SPIRE	30" Countertop Pepsi Dispenser	KCUBEDISP	KCUBEDISP	KCUBEDISP	KCUBEDISP	KGEMDISP	KGEMDISP

This information is subject to change. Please visit our website [www.iceomatic.com](http://www.iceomatic.com) for the most recently updated kit information.

▲ Kit not required

N/A - Ice Machine and Dispenser not applicable



# Storage Bins

Bins  
Adapters  
Accessories

## Storage Bins



Model Number	Bin Storage (lbs)	Dimensions W x D x H (in)	Ship Weight (lbs)
B25	242	30 x 31 x 28	74
B40	344	30 x 31 x 28	103
B42	351	22 x 31 x 50	99
B55	510	30 x 31 x 50	125
B110	854	48 x 31 x 50	191



Model Number	Bin Storage (lbs)	Dimensions W x D x H (in)	Ship Weight (lbs)
B700-30	680	30 x 31 x 60	212
B1000-48	1000	48 x 31 x 56	268
B1300-48	1320	48 x 31 x 65	270
B1325-60	1325	60 x 31 x 56	320
B1600-60	1660	60 x 31 x 56	340

## Bin Top Adapters

Model Number	Description	Ship Weight (lbs)
KBT5	Bin Top for 30" CIM and ICE Series Cuber including the ICE1506 family <b>for B100 only</b>	30
KBT19	Bin Kit for 22" CIM, MFI and GEM Series on a 30" bin	22
KBT222	Bin top for (2) 22" CIM, (2) MFI or (2) GEM Series on B110 bin	33
KBT23	Bin Kit for (1) 22" CIM, (1) GEM or (1) MFI Series on a B110 bin	33
KBT24	Bin Kit for (1) GEM or (1) MFI on a 22" bin	10
KBTF230	Bin Kit for (2) 30" CIM, GEM and MFI Series Cube Ice Makers <b>on 60" bins only</b>	43
BPF-1	Filler Panel Kit with 30" CIM, GEM, MFI and ICE Series™ Cube Ice Makers <b>for B110 bins only</b>	8

## Bin Accessories

Model Number	Description	Ship Weight (lbs)
KLSCO	82 oz ice scoop*	1
KSSCO	16 oz ice scoop*	1
KSHOV	Plastic shovel	3
KSHOB	Bracket shovel	2
KICEP	Plastic paddle	7
KPBRA	Bracket paddle	2

\* Ice scoop sold separately for B700-30, B1000-48, B1300-48, B1325-60 and B1600-60 models.



## Single Ice Machine Configurations

Model Number	Style	CIM Series Cube Ice Makers			ICE Series Cube Ice Makers			Pearl Ice® Ice Makers		Flake Ice Makers	
		22" W	30" W	48" W	22" W	30" W	48" W	21" W	30" W	21" W	30" W
B25PP**	Slope Front	KBT19	▲	N/A	KBT19	▲	N/A	KBT19	▲	KBT19	▲
B40PS	Slope Front	KBT19	▲	N/A	KBT19	▲	N/A	KBT19	▲	KBT19	▲
B42PS	Slope Front	▲	N/A	N/A	▲	N/A	N/A	KBT24	N/A	KBT24	N/A
B55PS	Slope Front	KBT19	▲	N/A	KBT19	▲	N/A	KBT19	▲	KBT19	▲
B110PS	Slope Front	KBT23	BPF-1***	▲	KBT23	BPF-1***	▲	KBT23	BPF-1***	KBT23	BPF-1***
B700-30	Upright	▲	▲	▲	▲	▲	▲	▲	▲	▲	▲
B1000-48	Upright	▲	▲	▲	▲	▲	▲	▲	▲	▲	▲
B1300-48	Upright	▲	▲	▲	▲	▲	▲	▲	▲	▲	▲
B1325-60	Upright	▲	▲	▲	▲	▲	▲	▲	▲	▲	▲
B1600-60	Upright	▲	▲	▲	▲	▲	▲	▲	▲	▲	▲

\*\* Rotocast finish / \*\*\* BPF-1 used with B110 bins only. If you have an older model B100 use the KBT5.

▲ Kit not required / N/A - Ice Machine and Bin Configurator not applicable

## Side-By-Side Ice Machine Configurations

Model Number	Style	CIM Series Cube Ice Makers		ICE Series Cube Ice Makers		Pearl Ice® Ice Makers		Flake Ice Makers	
		2 x 22" W	2 x 30" W	2 x 22" W	2 x 30" W	2 x 21" W	2 x 30" W	2 x 21" W	2 x 30" W
B25PP**	Slope Front	N/A	N/A	N/A	N/A	N/A	N/A	N/A	N/A
B40PS	Slope Front	N/A	N/A	N/A	N/A	N/A	N/A	N/A	N/A
B42PS	Slope Front	N/A	N/A	N/A	N/A	N/A	N/A	N/A	N/A
B55PS	Slope Front	N/A	N/A	N/A	N/A	N/A	N/A	N/A	N/A
B110PS	Slope Front	KBT222	N/A	N/A	KBT222	KBT222	N/A	KBT222	N/A
B700-30	Upright	N/A	N/A	N/A	N/A	N/A	N/A	N/A	N/A
B1000-48	Upright	▲▲	N/A	▲▲	N/A	▲▲	N/A	▲▲	N/A
B1300-48	Upright	▲▲	N/A	▲▲	N/A	▲▲	N/A	▲▲	N/A
B1325-60	Upright	▲▲	KBT230*	▲▲	KBTF21506	▲▲	KBT230*	▲▲	KBT230*
B1600-60	Upright	▲▲	KBT230*	▲▲	KBTF21506	▲▲	KBT230*	▲▲	KBT230*

\* Must use remote or water cooled model only / \*\* Rotocast finish

▲ Kit not required

N/A - Ice Machine and Bin Configurator not applicable

There are times when it is desirable to install (2) ice machines side-by-side on a bin. The reasons may range from gaining maximum output to creating redundancy. Ice-O-Matic offers an array of kits and bins with custom order tops for just such applications.



## Water Filtration Systems



### IFQ1-S

Single Filter

dimensions (in)	10.4 x 6 x 4
flow rate max (gpm)	.75
pressure max (psi)	125
max operating temp (°F)	100
micron rating	0.5
ship weight (lbs)	2
pack quantity	N/A



### IFQ1

Single Filter

dimensions (in)	15 x 6 x 4
flow rate max (gpm)	1.5
pressure max (psi)	125
max operating temp (°F)	100
micron rating	0.5
ship weight (lbs)	4
pack quantity	10



### IFQ1-XL

Single Filter

dimensions (in)	21 x 6 x 4
flow rate max (gpm)	2.25
pressure max (psi)	125
max operating temp (°F)	100
micron rating	0.5
ship weight (lbs)	5
pack quantity	N/A



### IFQ2

Dual Filter

dimensions (in)	16 x 10 x 7.125
flow rate max (gpm)	3
pressure max (psi)	125
max operating temp (°F)	100
micron rating	0.5
ship weight (lbs)	8
pack quantity	N/A



### IFQ2-XL

Dual Filter

dimensions (in)	23.21 x 13 x 4.65
flow rate max (gpm)	4.5
pressure max (psi)	125
max operating temp (°F)	100
micron rating	0.5
ship weight (lbs)	9
pack quantity	N/A



### IF14C / IF18C

Single Inline Cartridge .25" Compression (IF14C) or .375" Compression (IF18C)

dimensions (in)	11.75 x 2.75
flow rate max (gpm)	1.0
pressure max (psi)	100
max operating temp (°F)	100
micron rating	10
ship weight (lbs)	2
pack quantity	12





## IOM Replacement Cartridges

Model Number	Description	Pack Qty
IOMQ-S	Single quick twist replacement cartridge for IFQ1-S	N/A
IOMQ	Single quick twist replacement cartridge for IFQ1 or IFQ2	10
IOMQ-XL	Single quick twist replacement cartridge for IFQ1-XL	N/A
IOMWFRC	Single replacement filter with male quick connect fittings for manifold filter systems	10

## Filter Cartridge Features

- Inhibit the formation of scale
- Remove dirt and sediment
- Reduce chlorine, taste and odor

*Ice-O-Matic recommends the use of water filtration with all ice-making products.*

## Water Filtration Application Charts - CUBE

Model Number	ICEU070	ICEU150 ICEU220 ICEU300	CIM0320- CIM0430	CIM0520- CIM0630	CIM0826- CIM1136	CIM1446- CIM1545	CIM1845- CIM2046	ICE1506	UCG080- UCG130
IFQ1-S	X	X							X
IFQ1			X						
IFQ1-XL				X					
IFQ2					X	X		X	
IFQ2-XL							X		
IFI4C / IF18C	X	X							X

## Water Filtration Application Charts - PEARL & FLAKE

Model Number	GEMU090	GEM0450- GEM0650	GEM0956	GEM1306	GEM2006	MFI0500	MFI0800- MFI1256	MFI1506	MFI2306
IFQ1-S	X					X			
IFQ1		X							
IFQ1-XL			X				X		
IFQ2				X				X	
IFQ2-XL					X				X
IFI4C / IF18C	X					X			

# Pricing Details.

View our most current pricing structures. Ice-O-Matic's knowledgeable sales representatives can also answer any questions and walk you through the selection process.



## Contact Us.

### Sales and Customer Service

Whether you have a sales question, a support inquiry, or just need to hear a friendly voice our outstanding customer service is available for you.

Call Us: 1-800-423-3367

Online: [iceomatic.com/servicesupport](https://iceomatic.com/servicesupport)

Email Us: [customerservice@iceomatic.com](mailto:customerservice@iceomatic.com)

### Technical Support 24/7 Support

Our technical support center provides best-in-class service with decades of experience. Contact day or night with your most technical questions!

Call Us: 1-855-TECH-IOM

Online: [iceomatic.com/servicesupport](https://iceomatic.com/servicesupport)

Email Us: [techsupport@iceomatic.com](mailto:techsupport@iceomatic.com)

©2022 Ice-O-Matic. ® a Registered Trademark of Ice-O-Matic.

We reserve the right to make changes in design, specifications, and content at any time without obligation. AgION® antimicrobial is registered with EPA and is a trademark of AgION Technologies.

an Ali Group Company



The Spirit of Excellence



ice  
is  
food.

**Ice-O-Matic**   
Ice. Pure and Simple<sup>®</sup>

11100 East 45th Avenue | Denver, CO 80239  
866.PUREICE | [iceomatic.com](http://iceomatic.com)